



**Agricultural Machinery** **Catalog 2022**







**LIPA** Ltd. company (ex Libertini) is an industrial/ artisan group that operates in the wide technical agricultural area. All our customized and state of the art products are based on great raw materials and best innovative assembling techniques. This means for our clients best performance with little maintenance. The robustness, the quality and the care of the particulars are our strong assets.

Thanks to an experience of over 35 years with German firms (Willibald), **LIPA** guarantees technical and innovative solutions in order to increase your productivity with less waste of power. This is our mission: be leaders in meeting the needs of customers who operate in the wide world of agriculture. **LIPA** takes into consideration all the problems of working different cultivation and different environmental conditions. Our products are projected to last for years, in order to satisfy the customer in regards to his investment in having chosen our firm.



## AGRICULTURAL MACHINERY



<b>INDEX</b>	<b>TLBE</b>	<b>04</b>	<b>TLC</b>	<b>24</b>
	<b>TLBE-D</b>	<b>05</b>	<b>TLC-S</b>	<b>25</b>
	<b>TLB-F</b>	<b>06</b>	<b>TLC-SP</b>	<b>26</b>
	<b>TLB-FF</b>	<b>07</b>	<b>TLT-FM</b>	<b>27</b>
	<b>TLBM</b>	<b>08</b>	<b>TLT-FM-S</b>	<b>28</b>
	<b>TLB</b>	<b>09</b>	<b>TLA</b>	<b>29</b>
	<b>TLBS</b>	<b>10</b>	<b>TLR</b>	<b>30</b>
	<b>TLBR</b>	<b>11</b>	<b>TLJL</b>	<b>31</b>
	<b>TLBA</b>	<b>12</b>	<b>TLA-P</b>	<b>32</b>
	<b>TLG</b>	<b>13</b>	<b>TLR-P</b>	<b>33</b>
	<b>TLGS</b>	<b>14</b>	<b>SHU</b>	<b>34</b>
	<b>TLGA</b>	<b>15</b>	<b>GFM</b>	<b>35</b>
	<b>TLBE-S</b>	<b>16</b>	<b>TLE-FS/FM</b>	<b>36</b>
	<b>TLBE-SG</b>	<b>17</b>	<b>TLE-FL</b>	<b>37</b>
	<b>TLF</b>	<b>18</b>	<b>TLE-FP</b>	<b>38</b>
	<b>TLF-F</b>	<b>19</b>	<b>TLT-FL</b>	<b>39</b>
	<b>TLF-E</b>	<b>20</b>	<b>UFK-I</b>	<b>40</b>
	<b>TL</b>	<b>21</b>	<b>UFK</b>	<b>41</b>
	<b>TLS</b>	<b>22</b>	<b>UFM</b>	<b>42</b>
	<b>TLSP</b>	<b>23</b>	<b>TSL</b>	<b>43</b>

# TLBE

## HYDRAULIC MULCHING HEAD

(for mini excavators)



### STANDARD EQUIPMENT

- attachment saddle (20/30kg)
- hydraulic gear motor group 2
- anti-cavitation valve
- belt transmission
- rotor with smooth hammers
- internal counter-elements
- front protection with double row of chains and rubber
- rear rubber protection
- pair of skids
- rear height-adjustable roller with scraper
- special powder or liquid painting (primer and enamel)


The TLBE mulching head is ideal for the shredding of grass, reeds and bushes up to a maximum of 5 cm in diameter, near ditches, embankments and on all steep slopes. Fits mini excavators weighing from 1.8t to 5t.

Mod.									
	B	L	* Kg	(g/min.)	L/1 * *	Press. BAR	Kit	∅	D. Rotor
<b>TLBE-50</b>	650	540	180	2300	22/30	200	6	-	108
<b>TLBE-70</b>	850	740	200	2300	35/45	250	-	7	108
<b>TLBE-90</b>	1050	940	220	2300	40/45	250	-	9	108
<b>TLBE-100</b>	1150	1040	230	2300	45/60	250	-	10	108
<b>TLBE-110</b>	1250	1140	250	2300	45/60	250	-	11	108
<b>TLBE-120</b>	1350	1240	270	2300	45/60	250	-	12	108

\* The data shown in the table are indicative, the weight refers to the mulching head without saddle and the litres are those required by the head for its operation.

### ACCESSORIES ON REQUEST

1. Oscillating attachment (40kg)
2. Surcharge valve block with flow and pressure regulator
3. Surcharge motor group 3
4. Saddle fixing pins
5. There is an additional cost for customising of the saddle



# TLBE-D

## HYDRAULIC MULCHING HEAD

(for mini excavators)



### STANDARD EQUIPMENT

- attachment saddle (20/30kg)
- hydraulic gear motor group 2
- direct transmission
- rotor with knives
- internal counter-elements
- front protection with double row of chains and rubber
- rear rubber protection
- pair of skids
- rear height-adjustable roller with scraper
- special powder or liquid painting (primer and enamel)

The TLBE-D mulching head is ideal for the shredding of grass, reeds and bushes up to a maximum of 3 cm of diameter near ditches, embankments and on all steeply sloping terrains. It is suitable for mini excavators weighing from 1,5 tons to 3 tons.

Mod.								
	B	L	*	(g/min.)	L/l' *	Press. BAR	Kit	rotor mm
TLBE-D-60	860	640	150	2300	25/30	170	7	108
TLBE-D-80	1060	840	170	2500	30/35	190	9	108

\* The data shown in the table are indicative, the weight refers to the mulching head without saddle and the litres are those required by the head for its operation

### ACCESSORIES ON REQUEST

1. Fixing pins for saddle
2. There is an additional cost for customizing the saddle



# TLB-F

## HYDRAULIC MULCHER

(for skid steer)



### STANDARD EQUIPMENT

- skid steer attachment
- rear and front rubber protection
- group 2 hydraulic gear motor for size 120
- group 3 hydraulic gear motor from size 130
- anti-cavitation valve
- rotor with smooth hammers
- belt transmission
- rear height-adjustable roller with scraper
- internal counterframe
- series of internal counter-elements
- pair of skids
- special powder or liquid painting (primer and enamel)

The TLB-F hydraulic mulcher for skid steers is a robust and versatile tool suitable for the shredding of grass, reeds and bushes up to a maximum of 5/6 cm in diameter. It adapts to skid steers with a minimum power of 30Hp (22 Kw).

Mod.									
	(B/H/z) B	L	Kg	(g/min.)	L/l' *	Press. BAR	D. Rotor	Ø	Ø
<b>TLB-F 120</b>	1340/700/780	1240	280	2300	50/60	200/250	12	108	3
<b>TLB-F 130</b>	1440/700/780	1340	300	2300	50/60	200/250	13	108	3
<b>TLB-F 140</b>	1540/700/780	1440	310	2300	60/70	200/250	14	108	3
<b>TLB-F 150</b>	1640/700/780	1540	320	2300	60/70	200/250	15	108	3
<b>TLB-F 160</b>	1740/700/780	1640	340	2300	70/80	200/250	16	108	3

\* The litres shown in the table are indicative and express those required by the mulcher for its operation.

### ACCESSORIES ON REQUEST

1. Oscillating attachment (90kg)
2. Surcharge valve block with flow and pressure regulator
3. Surcharge motor group 3





# TLB-FF

## HYDRAULIC FORESTRY MULCHER

(for skid steer)



### STANDARD EQUIPMENT

- skid steer attachment
- frame in sheet metal with high yield index
- internal reinforcement with wear-resistant plate
- rear and front rubber protection
- hydraulic engine with drainage
- anti-cavitation valve
- rotor with two-way retractable hammers
- belt transmission
- rear height-adjustable roller with scraper
- internal counterframe
- series of internal counter-elements
- pair of side skids
- hood opening piston
- special powder or liquid painting (primer and enamel)

The TLB-FF hydraulic forestry flail for skid steers is a robust and versatile tool suitable for the shredding of grass, reeds and bushes up to a maximum of 9/10 cm in diameter. Fits skid steers with a minimum power of 50 Hp (22 Kw).

Mod.									
	(B/H/Z)	L	Kg	(g/min.)	L/1' *	Press. BAR	D. Rotor		
TLB-FF 120	1408/928/690	1206	450	2300	55/60	220/250	21	352	4
TLB-FF 130	1558/928/690	1369	475	2300	60/70	220/250	24	352	4
TLB-FF 150	1723/928/690	1532	500	2300	80/90	220/250	27	352	4

\* The litres shown in the table are indicative and express those required by the mulcher for its operation.

### ACCESSORIES ON REQUEST

1. Solenoid valve kit
2. Surcharge fixed Cutting ax and sharp hammer rotor:
  - TLB-FF 120 QT 39
  - TLB-FF 130 QT 44
  - TLB-FF 150 QT 51



# TLBM

## FLAIL (light type)



### STANDARD EQUIPMENT

- three-point hitch
- rear rubber protection
- front protection with galvanised strips
- stabiliser foot
- gearbox with internal freewheel
- cardan shaft
- cardan protection boot
- rotor with smooth hammers
- belt transmission
- rear height-adjustable roller with scraper
- internal counterframe
- series of internal counter-elements
- special powder or liquid painting (primer and enamel)

The TLBM Flail is a piece of equipment used for the shredding of grass and small shoots, has a three-point attachment and is applicable to crawler and wheeled tractors Cat. I.

Mod.							
<b>TLBM- 90</b>	1040/850/750	940	210	15-11	540	9	108
<b>TLBM- 100</b>	1140/850/750	1040	230	15-11	540	10	108
<b>TLBM- 110</b>	1240/850/750	1140	240	20-15	540	11	108

\* The horsepower shown in the table are indicative and express the power required by the flail for its operation.

### ACCESSORIES ON REQUEST

1. Pair of side skirts
2. Rear galvanised harpoons
3. Special powder or liquid painting (primer and enamel)





# TLB

## FLAIL (light type)



### STANDARD EQUIPMENT

- three-point hitch
- rear rubber protection
- front protection with galvanised strips
- stabiliser foot
- gearbox with internal freewheel
- cardan shaft
- cardan protection boot
- rotor with smooth hammers
- belt transmission
- rear height-adjustable roller with scraper
- internal counterframe
- series of internal counter-elements
- special powder or liquid painting (primer and enamel)


The TLB Flail is a piece of equipment used for the shredding of grass and small branches, has a three-point attachment and is applicable to crawler and wheeled tractors of Cat II and III.

Mod.	 (B/H/Z) B Z	 L		 (Hp-kw) *	 (g/min.)	 D. Rotor	
<b>TLB-120</b>	1340/850/750	1240	250	20/30-15/22	540	12	108
<b>TLB-130</b>	1440/850/750	1340	270	20/30-15/22	540	13	108
<b>TLB-140</b>	1540/850/750	1440	280	25/30-18/22	540	14	108
<b>TLB-150</b>	1640/850/750	1540	290	25/30-18/22	540	15	108
<b>TLB-160</b>	1740/850/750	1640	310	25/30-18/22	540	16	108

\* the horsepower shown in the table are indicative and express the power required by the flail for its operation.

### ACCESSORIES ON REQUEST

1. Pair of side skirts
2. Rear galvanised harpoons
3. Front rubber protection on the strips



# TLBS

## MOVEABLE FLAIL

(light type)



### STANDARD EQUIPMENT

- three-point hitch
- rear rubber protection
- front protection with galvanised strips
- stabiliser foot
- gearbox with internal freewheel
- cardan shaft
- cardan protection boot
- rotor with smooth hammers
- belt transmission
- rear height-adjustable roller with scraper
- internal counterframe
- series of internal counter-elements
- double acting piston for lateral displacement
- special powder or liquid painting (primer and enamel)


The TLBS Flail is a piece of equipment used for the shredding of grass and small shoots. It has a three-point hitch and can be applied to crawler and wheeled tractors. The hydraulic displacement (max 30 cm) allows the use in a decentralised position for the processing of crops, plantations, orchards, etc.

Mod.				 (Hp-kw) *	 (g/min.)		 D. Rotor	
<b>TLBS-120</b>	1340/850/950	1240	300	20/30-15/22	540	12	108	2
<b>TLBS-130</b>	1440/850/950	1340	310	20/30-15/22	540	13	108	2
<b>TLBS-140</b>	1540/850/950	1440	320	20/30-15/22	540	14	108	3
<b>TLBS-150</b>	1640/850/950	1540	340	20/30-15/22	540	15	108	3
<b>TLBS-160</b>	1740/850/950	1640	350	20/30-15/22	540	16	108	3

\* the horsepower shown are indicative and express the power required by the flail for its operation.

### ACCESSORIES ON REQUEST

1. Pair of side skirts
2. Rear galvanised harpoons
3. Front rubber protection on the strips





# TLBR

## REVERSIBLE FLAIL

(light type)



### STANDARD EQUIPMENT

- three-point hitch
- rear rubber protection
- front protection with galvanised strips
- stabiliser foot
- gearbox with through shaft with internal double freewheel
- cardan shaft
- cardan protection boot
- rotor with smooth hammers
- belt transmission
- rear height-adjustable roller with scraper
- internal counterframe
- series of internal counter-elements
- double lateral hydraulic displacement
- special powder or liquid painting (primer and enamel)

The TLBR Flail is a piece of equipment used for the shredding of grass and small shoots. It has double attachment, front and rear with lateral movement. This reversibility allows maximisation of its performance.

Mod.				 (Hp-kw) *	 (g/min.)	 D. Rotor		
<b>TLBR-120</b>	1340/850/940	1240	380	20/30-15/22	540	12	108	2
<b>TLBR-130</b>	1440/850/940	1340	390	20/30-15/22	540	13	108	2
<b>TLBR-140</b>	1540/850/940	1440	400	20/30-15/22	540	14	108	3
<b>TLBR-150</b>	1640/850/940	1540	410	20/30-15/22	540	15	108	3
<b>TLBR-160</b>	1740/850/940	1640	420	20/30-15/22	540	16	108	3

\* the horsepower shown are indicative and express the power required by the flail for its operation.

### ACCESSORIES ON REQUEST

1. Pair of side skirts
2. Rear galvanised harpoons
3. Front rubber protection on the strips



# TLBA

## MOVEABLE FLAIL

(light type)



### STANDARD EQUIPMENT

- three-point hitch
- rear rubber protection
- front protection with galvanised strips
- stabiliser foot
- gearbox with internal freewheel
- cardan shaft
- cardan protection boot
- rotor with smooth hammers
- belt transmission
- rear height-adjustable roller with scraper
- internal counterframe
- series of internal counter-elements
- pair of side skids
- double acting piston for lateral movement with flow regulator
- double acting piston for angular inclination with D.E. lock valve with flow regulator
- levelling joint
- special powder or liquid painting (primer and enamel)

The TLBA Flail is a piece of equipment used for the shredding of shrubs near ditches, banks, orchards and roadside edges. The available boom allows a variety of uses: internally for agricultural use, laterally for work near the end of the field or ditches and in a vertical position for the pruning of hedges.

Mod.				 (Hp-kw) *	 (g/min.)		 D. Rotor	
TLBA-140	1560/1000/1800	1440	370	25/30-18/22	540	14	108	3
TLBA-150	1660/1000/1800	1540	390	25/30-18/22	540	15	108	3
TLBA-160	1760/1000/1800	1640	410	25/30-18/22	540	16	108	3

\* The horsepower shown in the table are indicative and express the power required by the flail for its operation.

### ACCESSORIES ON REQUEST

1. Gearbox outside the mulcher
2. Surcharge single homokinetic cardan
3. Double lower attachment on the stand
4. Rubber protection on strips





# TLG

## FLAIL

(medium heavy type)



### STANDARD EQUIPMENT

- three-point hitch
- rear rubber protection
- front protection with galvanised strips
- stabiliser foot
- gearbox with internal freewheel
- cardan shaft
- cardan protection boot
- rotor with smooth hammers
- belt transmission
- rear height-adjustable roller with scraper
- internal counterframe
- series of internal counter-elements
- special powder or liquid painting (primer and enamel)

The TLG Flail is a piece of equipment used for the shredding of grass and branches from the pruning of vineyards and orchards. It has a three-point hitch and can be applied to crawler and wheeled tractors.

Mod.				 (Hp-kw) *	 (g/min.)		 D. Rotor	
TLG-120	1360/800/870	1240	340	25/30-18/22	540	12	140	3
TLG-130	1460/800/870	1340	360	25/30-18/22	540	13	140	3
TLG-140	1560/800/870	1440	380	25/30-18/22	540	14	140	3
TLG-150	1660/800/870	1540	400	30/35-22/26	540	15	140	3
TLG-160	1760/800/870	1640	410	30/35-22/26	540	16	140	3
TLG-180	1960/800/870	1840	440	35/40-26/29	540	18	140	4
TLG-200	2120/800/870	2000	470	40/45-29/33	540	20	140	4

\* The horsepower shown in the table are indicative and express the power required by the flail for its operation.

### ACCESSORIES ON REQUEST

1. Pair of side skids
2. Inter-row disc  
Spring-loaded  
Hydraulic probe
3. Front rubber protection on the strips



# TLGS

## MOVEABLE FLAIL

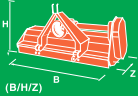







(medium heavy type)



### STANDARD EQUIPMENT

- three-point hitch
- rear rubber protection
- front protection with galvanised strips
- gearbox with internal freewheel
- cardan shaft
- cardan protection boot
- rotor with smooth hammers
- belt transmission
- rear height-adjustable roller with scraper
- internal counterframe
- series of internal counter-elements
- double acting piston for lateral displacement
- special powder or liquid painting (primer and enamel)

The TLGS Flail is a piece of equipment used for the shredding of grass and branches of vineyards and orchards. It has a three-point hitch and can be applied to crawler and wheeled tractors. The hydraulic displacement (max 40 cm) allows the work in a decentralised position in order to allow processing closer to the plantations, orchards, etc.

Mod.				 (Hp-kw) *	 (g/min.)	 D. Rotor		
<b>TLGS-130</b>	1460/960/870	1340	435	25/30-18/22	540	13	140	3
<b>TLGS-140</b>	1560/960/870	1440	450	25/35-18/26	540	14	140	3
<b>TLGS-150</b>	1660/960/870	1540	470	30/35-22/26	540	15	140	3
<b>TLGS-160</b>	1760/960/870	1640	490	30/35-22/26	540	16	140	3
<b>TLGS-180</b>	1960/960/870	1840	540	35/40-26/29	540	18	140	4
<b>TLGS-200</b>	2120/960/870	2000	570	40/45-29/33	540	20	140	4

\* the horsepower shown are indicative and express the power required by the flail for its operation.

### ACCESSORIES ON REQUEST

1. Pair of side skids
2. Inter-row disc  
Spring-loaded  
Hydraulic probe
3. Double lower attachment on the stand with levelling joint
4. Front rubber protection on the strips





# TLGA

## MOVEABLE FLAIL

(medium heavy type)



### STANDARD EQUIPMENT

- three-point hitch
- rear rubber protection
- front protection with galvanised strips
- double stabiliser foot
- gearbox with internal freewheel
- cardan shaft
- cardan protection boot
- rotor with smooth hammers
- belt transmission
- rear height-adjustable roller with scraper
- internal counterframe
- series of internal counter-elements
- pair of side skids
- double acting piston for lateral movement with flow regulator
- double acting piston for angular inclination with D.E. lock valve with flow regulator
- levelling joint
- special powder or liquid painting (primer and enamel)

The TLGA flail is a piece of equipment used for the shredding of shrubs near ditches, banks and orchards. The TLGA equipment can work both sideways and as a common mulcher thanks to the booms that allow it greater versatility.

Mod.				 (Hp-kw) *	 (g/min.)	 D. Rotor	
TLGA-140	1560/1000/1800	1440	550	30/35-22/26	540	14	3
TLGA-150	1660/1000/1800	1540	570	35/40-26/29	540	15	3
TLGA-160	1760/1000/1800	1640	590	40/45-29/33	540	16	3
TLGA-180	1860/1000/1800	1740	610	40/45-29/33	540	20	4

\* the horsepower shown are indicative and express the power required by the flail for its operation.

### ACCESSORIES ON REQUEST

1. Surcharge single homokinetic cardan
2. Gearbox outside the mulcher
3. Double lower attachment on the stand
4. Rubber protection on strips



# TLBE-S

## HYDRAULIC MULCHING HEAD

(for excavator)



### STANDARD EQUIPMENT

- attachment saddle (25kg)
- saddle adjustment rail
- hydraulic gear motor group 3
- anti-cavitation valve
- belt transmission
- rotor with toothed hammers
- internal counterframe
- double series of counter-elements
- front protection with galvanised and rubber chain
- rear rubber protection
- pair of skids
- rear height-adjustable roller with scraper
- special powder or liquid painting (primer and enamel)

The TLBE-S mulching head is ideal for the mulching of grass, reeds and bushes up to a maximum of 7/8 cm in diameter, near ditches, embankments and on all steep slopes. Fits excavators with weight from 5T.

Mod.									
	B	L	Kg *	(g/min.)	L/1 * *	Press. BAR	D. Rotor	Ø	Ø
<b>TLBE-S 90</b>	1050	940	320	2300	45/55	220/250	10	140	3
<b>TLBE-S 100</b>	1150	1040	330	2300	50/60	220/250	10	140	3
<b>TLBE-S 110</b>	1250	1140	350	2300	60/70	220/250	11	140	3
<b>TLBE-S 120</b>	1350	1240	370	2300	60/70	220/250	12	140	3

\* The data shown in the table are indicative, refer to the weight of the mulching head without saddle and the litres are those required by the shredding head for its operation.

### ACCESSORIES ON REQUEST

1. Oscillating attachment (50kg)
2. Oversized hammer supports
3. Saddle fixing pins
4. Surcharge valve block with flow and limiter regulator
5. Swivel unit
6. There is an additional cost for customising of the saddle





# TLBE-SG

HYDRAULIC  
MULCHING HEAD  
WITH SWIVEL (180°)  
(for excavator)



## STANDARD EQUIPMENT

- attachment saddle (25kg)
- saddle adjustment rail
- hydraulic gear motor group 3
- 180° swivel fifth wheel
- anti-cavitation valve
- belt transmission
- rotor with toothed hammers and oversized supports
- internal counterframe
- double series of counter-elements
- front protection with galvanised and rubber chain
- rear rubber protection
- pair of skids
- rear height-adjustable roller with scraper
- special powder or liquid painting (primer and enamel)

The TLBE-SG mulching head is ideal for the mulching of grass, reeds and bushes up to a maximum of 7/8 cm in diameter, near ditches, embankments and on all steep slopes. Application of the 180° rotating fifth wheel means being able to work while optimising operating times and increasing productivity. Fits excavators weighing up to 5 t.

Mod.									
	B	L	Kg *	(g/min.)	L/1 *	Press. BAR	D. Rotor		
<b>TLBE-SG 90</b>	1050	940	440	2300	45/55	220/250	7	140	3
<b>TLBE-SG 100</b>	1150	1040	450	2300	50/60	220/250	7	140	3
<b>TLBE-SG 110</b>	1250	1140	470	2300	60/70	220/250	8	140	3
<b>TLBE-SG 120</b>	1350	1240	490	2300	60/70	220/250	8	140	3

\* The data shown in the table are indicative, refer to the weight of the mulching head without saddle and the litres are those required by the shredding head for its operation.

## ACCESSORIES ON REQUEST

1. Oscillating attachment (50 kg)
2. Saddle fixing pins
3. Surcharge valve block with flow and limiter regulator
4. There is an additional cost for customising of the saddle



# TLF

## HYDRAULIC MULCHER

(for skid steer)



### STANDARD EQUIPMENT

- skid steer attachment
- rear rubber protection
- front protection with galvanised and rubber chains
- hydraulic piston engine with external drainage
- anti-cavitation valve
- rotor with toothed hammers
- belt transmission
- rear height-adjustable roller with scraper
- internal counterframe
- series of internal counter-elements
- pair of side skids
- special powder or liquid painting (primer and enamel)

The TLF hydraulic skid steer mulcher is a robust and versatile piece of equipment suitable for use on uncultivated land, undergrowth and green areas for the shredding of grass, reeds and bushes up to a maximum of 7/8 cm in diameter i. It adapts to skid steers with a minimum power of 65Hp (48 Kw).

Mod.									
<b>TLF 160</b>	1760/970/780	1640	580	2200	90/120	220/280	11	160	4
<b>TLF 180</b>	1960/970/780	1840	630	2200	110/130	220/280	12	160	4
<b>TLF-200</b>	2120/970/780	2000	680	2200	110/130	220/280	13	160	4

\* The litres shown in the table are indicative and express the capacities required by the machine for its operation

### ACCESSORIES ON REQUEST

1. Oscillating attachment (90kg)
2. Oversized hammer supports





# TLF-F

## FORESTRY HYDRAULIC MULCHER

(for skid steer)



### STANDARD EQUIPMENT

- skid steer attachment
- sheet metal frame with high yield index
- internal reinforcement with anti-wear plate
- rear and front protection with galvanized chains
- piston engine with drainage system
- anti-cavitation valve and maximum pressure relief
- rotor with two-way retractable hammers
- belt transmission
- internal counterframe
- series of internal counter-elements
- pair of side skids reinforcement with anti-wear plate
- piston for hood opening
- special powder or liquid painting (primer or enamel)
- stabilizer feet


The TLF-F forestry hydraulic mulcher for skid steer is a robust and versatile piece of equipment suitable for shredding grass, reedbeds and shrubs up to a maximum diameter of 10/15 cm. It adapts to skid steers with a minimum power of 90-120 hp (66-88 Kw).

Mod.										
TLF-F 130	1660	1290	870	2300	120/140	270	21	30	340	5
TLF-F 150	1850	1480	1000	2300	170/180	300	24	36	340	5
TLF-F 170	2030	1660	1150	2300	200/220	320	27	39	340	5

\* The liters shown in the table above are indicative and express those required by the mulcher for its operation.

### ACCESSORIES ON REQUEST

1. Manual lowering stand
2. Surcharge for rotor with fixed hammers
3. Solenoid valve kit



# TLF-E

## HYDRAULIC MULCHING HEAD

(for excavator)



### STANDARD EQUIPMENT

- attachment saddle (30kg)
- rear rubber protection
- front protection with galvanised and rubber chains
- hydraulic piston engine with external drainage
- anti-cavitation valve
- rotor with oversized hammer supports
- rotor with toothed hammers
- belt transmission
- rear height-adjustable roller with scraper
- internal counterframe
- series of internal counter-elements
- pair of side skids
- special powder or liquid painting (primer and enamel)

The TLF-E hydraulic mulching head is a tool suitable for the shredding and cutting of grass and bushes in general up to a maximum of 7/8 cm in diameter. It is ideal for the cleaning and maintaining of embankments, canals, ditches and large spaces. Fits 10T to 16T excavators.

Mod.									
	(B/H/Z)	L	*	(g/min.)	L/l * *	Press. BAR		D. Rotor	
<b>TLF-E 150</b>	1660/970/780	1540	500	2200	90/120	220/280	10	160	4
<b>TLF-E 160</b>	1760/970/780	1640	550	2200	90/120	220/280	11	160	4
<b>TLF-E 180</b>	1960/970/780	1840	600	2200	90/120	220/280	12	160	4
<b>TLF-E 200</b>	2120/970/780	2000	650	2200	90/120	220/280	13	160	4

\* The data shown in the table are indicative, refer to the weight of the mulching head without saddle and the litres are those required by the shredding head for its operation

### ACCESSORIES ON REQUEST

1. Saddle fixing pins
2. There is an additional cost for customising of the saddle





# TL

## FLAIL (heavy type)



The TL flail is a tool used for the shredding of grass and branches, for the pruning of vineyards, orchards and olive groves. It has a three-point hitch and can be applied to crawler and wheeled tractors. The characteristic LIPA hammers with special teeth allow effective processing even in the presence of particularly adverse soil conditions. In addition, there are two rows of internally welded counter-elements that allow precise shredding of the most resistant material.

### STANDARD EQUIPMENT

- three-point hitch
- rear rubber protection
- front protection with galvanised strips
- stabiliser foot
- gearbox with internal freewheel
- cardan shaft
- cardan protection boot
- rotor with toothed hammers
- belt transmission
- rear height-adjustable roller with scraper
- internal counterframe
- series of internal counter-elements
- rear galvanised harpoons
- special powder or liquid painting (primer and enamel)

Mod.								
TL-100	1160/800/900	1040	340	25/30-18/22	540	7	140	3
TL-110	1260/800/900	1140	360	25/30-18/22	540	8	140	3
TL-120	1360/800/900	1240	380	25/30-18/22	540	8	140	3
TL-130	1460/800/900	1340	400	25/30-18/22	540	9	140	3
TL-140	1560/800/900	1440	430	30/35-22/26	540	10	140	3
TL-150	1660/800/900	1540	440	35/40-26/29	540	10	140	3
TL-160	1760/800/900	1640	470	35/40-26/29	540	11	140	4
TL-180	1960/800/900	1840	510	45/50-33/37	540	12	140	4
TL-200	2120/800/900	2000	560	45/50-33/37	540	13	140	4
TL-220	2360/800/900	2240	600	50/60-37/44	540	15	160	4

\* the horsepower shown are indicative and express the power required by the flail for its operation.

### ACCESSORIES ON REQUEST

1. Pair of side skirts
2. Oversized hammer supports  
Sizes 100-120  
Sizes 130-160  
Sizes 180-220
3. Surcharge steering rubber wheel kit
4. Inter-row disc  
Spring-loaded  
Hydraulic probe
5. Front rubber protection on the strips



The technical data, illustrations and features are indicative and do not commit the manufacturer (put at the end of the page)

# TLS

## MOVEABLE FLAIL

(heavy type)



### STANDARD EQUIPMENT

- three-point hitch
- rear rubber protection
- front protection with galvanised strips
- gearbox with internal freewheel
- cardan shaft
- cardan protection boot
- rotor with toothed hammers
- belt transmission
- rear height-adjustable roller with scraper
- internal counterframe
- series of internal counter-elements
- rear galvanised harpoons
- double acting piston for lateral displacement
- special powder or liquid painting (primer and enamel)

The TLS flail is a tool used for the shredding of grass and branches, for the pruning of vineyards, orchards and olive groves. It has a three-point hitch and can be applied to crawler and wheeled tractors. The TLS flail is characterised by transversal hydraulic displacement (max 40 cm) that allows it to be used in a decentralised position for crop row tasks.

Mod.				 (Hp-kw) *	 (g/min.)	 D. Rotor	
<b>TLS-140</b>	1560/970/970	1440	500	30/35-22/26	540	10	140
<b>TLS-150</b>	1660/970/970	1540	520	35/40-26/29	540	10	140
<b>TLS-160</b>	1760/970/970	1640	550	35/40-26/29	540	11	140
<b>TLS-180</b>	1960/970/970	1840	600	45/50-33/37	540	12	140
<b>TLS-200</b>	2120/970/970	2000	620	45/50-33/37	540	13	140
<b>TLS-220</b>	2360/970/970	2240	640	50/60-37/44	540	15	160

\* the horsepower shown are indicative and express the power required by the flail for its operation.

### ACCESSORIES ON REQUEST

1. Pair of side skids
2. Oversized hammer supports  
Sizes 140-150  
Sizes 160-220
3. Surcharge steering rubber wheel kit
4. Double lower attachment on the stand with levelling joint
5. Front rubber protection on the strips



# TLSP

## MOVEABLE FLAIL

(heavy type)



### STANDARD EQUIPMENT

- three-point hitch
- rear rubber protection
- front protection with galvanised strips
- gearbox with internal freewheel
- cardan shaft
- cardan protection boot
- rotor with toothed hammers
- belt transmission
- rear height-adjustable roller with scraper
- internal counterframe
- series of internal counter-elements
- rear galvanised harpoons
- double acting piston for lateral displacement
- special powder or liquid painting (primer and enamel)

The TLSP flail is a tool used for the shredding of grass and branches, for the pruning of vineyards, orchards and olive groves. It has a three-point hitch and can be applied to crawler and wheeled tractors. The TLSP flail is characterised by hydraulic displacement (max 40 cm) that allows it to be used in a decentralised position for crop row tasks.

Mod.				 (Hp-kw) *	 (g/min.)		 D. Rotor	
<b>TLSP-130</b>	1460/960/970	1340	500	30/35-22/26	540	9	140	3
<b>TLSP-140</b>	1560/960/970	1440	520	30/35-22/26	540	10	140	3
<b>TLSP-150</b>	1660/960/970	1540	540	35/40-26/29	540	10	140	3
<b>TLSP-160</b>	1760/960/970	1640	570	35/40-26/29	540	11	140	4
<b>TLSP-180</b>	1960/960/970	1840	620	45/50-33/37	540	12	140	4
<b>TLSP-200</b>	2120/960/970	2000	640	45/50-33/37	540	13	140	4
<b>TLSP-220</b>	2360/960/970	2240	660	50/60-37/44	540	15	160	4

\* the horsepower shown are indicative and express the power required by the flail for its operation.

### ACCESSORIES ON REQUEST

1. Pair of side skids
2. Oversized hammer supports  
Sizes 130-150  
Sizes 160-220
3. Surcharge steering rubber wheel kit
4. Inter-row disc  
Spring-loaded  
Hydraulic probe
5. Double lower attachment on the stand with levelling joint
6. Front rubber protection on the strips



The technical data, illustrations and features are indicative and do not commit the manufacturer (put at the end of the page)



# TLC

## FLAIL (heavy type)



### STANDARD EQUIPMENT

- three-point hitch
- rear rubber protection
- front protection with galvanised strips
- stabiliser foot
- gearbox with internal freewheel
- cardan shaft
- cardan protection boot
- rotor with toothed hammers
- belt transmission
- rear height-adjustable roller with scraper
- internal counterframe
- series of internal counter-elements
- rear hood opening for inspection
- special powder or liquid painting (primer and enamel)


The TLC flail is a tool used for the shredding of grass and branches, for the pruning of vineyards, orchards and olive groves. It has a three-point hitch and an openable hood that facilitates inspection. It adapts to any tracked or wheeled tractor.

Mod.								
	(B/H/Z)	L	Kg	(Hp-kw) *	(g/min.)	Ø	D. Rotor	
<b>TLC-120</b>	1360/800/900	1240	400	30/35-22/26	540	8	160	3
<b>TLC-130</b>	1460/800/900	1340	420	35/40-26/29	540	9	160	3
<b>TLC-140</b>	1560/800/900	1440	450	40/45-29/33	540	10	160	3
<b>TLC-150</b>	1660/800/900	1540	460	45/50-33/37	540	10	160	3
<b>TLC-160</b>	1760/800/900	1640	490	50/55-37/40	540	11	160	4
<b>TLC-180</b>	1960/800/900	1840	530	55/60-40/44	540	12	160	4
<b>TLC-200</b>	2120/800/900	2000	580	60/65-44/48	540	13	160	4
<b>TLC-220</b>	2360/800/900	2240	600	65/70-48/51	540	15	160	4

\* the horsepower shown are indicative and express the power required by the flail for its operation.

### ACCESSORIES ON REQUEST

1. Pair of side skids
2. Oversized hammer supports  
Sizes 120-150  
Sizes 160-220
3. Front rubber protection on the strips



# TLC-S

## MOVEABLE FLAIL

(heavy type)



### STANDARD EQUIPMENT

- three-point hitch
- rear rubber protection
- front protection with galvanised strips
- gearbox with internal freewheel
- cardan shaft
- cardan protection boot
- rotor with toothed hammers
- belt transmission
- rear height-adjustable roller with scraper
- internal counterframe
- series of internal counter-elements
- rear hood opening for inspection
- double acting piston for lateral displacement
- special powder or liquid painting (primer and enamel)

The TLC-S flail is a tool used for the shredding of grass and branches, for the pruning of vineyards, orchards and olive groves. It has a three-point hitch and an openable hood that facilitates the inspection of the processed material and the state of wear of the machine. Adjustable displacement (max 30 cm) is guaranteed by a hydraulic cylinder transversally positioned between the booms which allows its use both in a normal position and in a decentralised position for plantation row work. It adapts to any tracked or wheeled tractor.

Mod.				 (Hp-kw) *	 (g/min.)		 D. Rotor	
<b>TLC- S 140</b>	1560/970/970	1440	480	40/45-29/33	540	10	160	3
<b>TLC-S 150</b>	1660/970/970	1540	500	45/50-33/37	540	10	160	3
<b>TLC-S 160</b>	1760/970/970	1640	530	50/55-37/40	540	11	160	4
<b>TLC-S 180</b>	1960/970/970	1840	580	55/60-40/44	540	12	160	4
<b>TLC-S 200</b>	2120/970/970	2000	610	60/65-44/48	540	13	160	4
<b>TLC-S 220</b>	2360/970/970	2240	630	65/70-48/51	540	15	160	4

\* the horsepower shown are indicative and express the power required by the flail for its operation.

### ACCESSORIES ON REQUEST

1. Pair of side skirts
2. Oversized hammer supports  
Sizes 140-150  
Sizes 160-220
3. Double lower attachment on the stand with levelling joint
4. Front rubber protection on the strips



# TLC-SP

## MOVEABLE FLAIL

(heavy type)



### STANDARD EQUIPMENT

- three-point hitch
- rear rubber protection
- front protection with galvanised strips
- gearbox with internal freewheel
- cardan shaft
- cardan protection boot
- rotor with toothed hammers
- belt transmission
- rear height-adjustable roller with scraper
- internal counterframe
- series of internal counter-elements
- rear hood opening for inspection
- double acting piston for lateral displacement
- special powder or liquid painting (primer and enamel)

The TLC-SP flail is a tool used for the shredding of grass and branches, for the pruning of vineyards, orchards and olive groves. It has a three-point hitch, an openable hood that facilitates the inspection of the processed material and the state of wear of the machine. Adjustable displacement (max 40 cm) is guaranteed by a hydraulic cylinder that allows its use both in a normal position and in a decentralised position for plantation row work. It adapts to any tracked or wheeled tractor.

Mod.								
	(B/H/z)	L	Kg	(Hp-kw) *	(g/min.)	∅	D. Rotor	
<b>TLC-SP 130</b>	1460/960/970	1340	490	35/40- 26/29	540	9	160	3
<b>TLC-SP 140</b>	1560/960/970	1440	510	40/45-29/33	540	10	160	3
<b>TLC-SP 150</b>	1660/960/970	1540	530	45/50-33/37	540	10	160	3
<b>TLC-SP 160</b>	1760/960/970	1640	560	50/55-37/40	540	11	160	4
<b>TLC-SP 180</b>	1960/960/970	1840	610	55/60-40/44	540	12	160	4
<b>TLC-SP 200</b>	2120/960/970	2000	630	60/65-44/48	540	13	160	4
<b>TLC-SP 220</b>	2360/960/970	2240	650	65/70-48/51	540	15	160	4

\* The horsepower shown are indicative and express the power required by the flail for its operation.

### ACCESSORIES ON REQUEST

1. Pair of side skirts
2. versized hammer supports  
Sizes 140-150  
Sizes 160-220
3. Double lower attachment on the stand with levelling joint
4. Front rubber protection on the strips



The technical data, illustrations and features are indicative and do not commit the manufacturer (put at the end of the page)





# TLT-FM

## FORESTRY MULCHER

(medium type)



### STANDARD EQUIPMENT

- sheet metal body with high yield index
- internal counterframe in wear-resistant sheet metal
- triple series of welded internal counter-elements
- three-point hitch
- double lower attachment on the stand
- front protection with double row of galvanised chains
- support feet
- oversized gearbox with internal freewheel
- 3/4 Z6 cardan shaft suitable for 120/140 HP
- V80 cardan joint
- cardan protection boot
- belt transmission
- rotor with toothed hammers
- oversized hammer supports
- side skids with wear-resistant sheet reinforcement
- rear hood that can be opened with a roller of D. 170
- two double-acting pistons for hood opening
- special powder or liquid painting (primer and enamel)

The TLT-FM fixed forestry mulcher is an interchangeable multi-purpose piece of equipment intended for processing in agriculture such as the clearing of orchards and tidying the landscape, in forestry such as for the mulching of brush and undergrowth and light thinning. It has an openable hood that facilitates reverse processing, increasing the ability to convey the processed material.

Mod.								
	(B/H/Z) B	L	Kg	(Hp-kw) *	(g/min.)	∅	D. Rotor	
<b>TLT-FM 160</b>	1910x1100x1300	1640	730	45-50	540	11	160	5
<b>TLT-FM 180</b>	2110x1100x1300	1840	820	55-60	540	12	160	5
<b>TLT-FM 200</b>	2270x1100x1300	2000	910	60-65	540	13	180	5
<b>TLT-FM 220</b>	2510x1100x1300	2240	1000	70-75	540	15	180	5

\* the horsepower shown are indicative and express the power required by the flail for its operation.

### ACCESSORIES ON REQUEST

1. Rear galvanised harpoons



# TLT-FM-S

## MOVABLE FORESTRY MULCHER

(medium type)



### STANDARD EQUIPMENT

- sheet metal body with high yield index
- internal counterframe in wear-resistant sheet metal
- three-point hitch
- double lower attachment on the stand
- front protection with double row of galvanised chains
- support feet
- oversized gearbox with internal freewheel
- 3/4 Z6 cardan shaft suitable for 120/140 HP
- V80 cardan joint
- cardan protection boot
- belt transmission
- hydraulic lateral displacement
- series of internal counter-elements
- rotor with toothed hammers
- oversized hammer supports
- triple series of welded internal counter-elements
- front protection with galvanised and rubber chain
- double front and rear chain protection
- side skids with wear-resistant sheet reinforcement
- rear hood that can be opened with a roller of D. 170
- two double-acting pistons for hood opening
- special powder or liquid painting (primer and enamel)



The TLT-FM-S multi-purpose forestry flail is an interchangeable piece of equipment used for professional shredding, in agriculture for the clearing of orchards, for tidying of the landscape, for heavy uses, use with rear assembly; in forestry for the mulching of brushwood, undergrowth and light thinning. It has an openable hood that facilitates reverse processing, increasing the ability to convey the processed material, increasing its work efficiency.

Mod.				(Hp-kw) *	(g/min.)	D. Rotor		
<b>TLT-FM-S 160</b>	1910x1100x1300	1640	730	45-50	540	11	160	5
<b>TLT-FM-S 180</b>	2110x1100x1300	1840	820	55-60	540	12	160	5
<b>TLT-FM-S 200</b>	2270x1100x1300	2000	910	60-65	540	13	180	5
<b>TLT-FM-S 220</b>	2510x1100x1300	2240	1000	70-75	540	15	180	5

\* the horsepower shown are indicative and express the power required by the flail for its operation

### ACCESSORIES ON REQUEST

1. Rear galvanised harpoons



# TLA

## MOVEABLE FLAIL

(heavy type)



### STANDARD EQUIPMENT

- three-point hitch
- rear rubber protection
- front protection with galvanised strips
- stabiliser foot
- gearbox with internal freewheel
- cardan shaft
- cardan protection boot
- rotor with toothed hammers
- belt transmission
- rear height-adjustable roller with scraper
- internal counterframe
- series of internal counter-elements
- pair of side skids
- double acting piston for lateral movement with flow regulator
- levelling joint
- special powder or liquid painting (primer and enamel)

The TLA Flail is an ideal piece of equipment for the shredding of bushes near ditches, embankments, vineyards and orchards. The available boom allows a variety of uses of the equipment: internally as a common mulcher, laterally for work near the end of the field or ditches and in a vertical position for the pruning of hedges.

Mod.				 (Hp-kw) *	 (g/min.)		 D. Rotor	
<b>TLA-160</b>	1760/1015/2000	1640	700	50/60-37/44	540	11	140	4
<b>TLA-180</b>	1960/1015/2000	1840	720	60/80-44/59	540	12	140	4
<b>TLA-200</b>	2120/1015/2000	2000	760	60/80-44/59	540	13	140	4

\* the horsepower shown are indicative and express the power required by the flail for its operation.

### ACCESSORIES ON REQUEST

1. Gearbox outside the flail with side protection in wear-resistant sheet metal
2. Oversized hammer supports
3. Surcharge single homokinetic cardan
4. Double lower attachment on the stand
5. Rubber protection on strips





# TLR

## REVERSIBLE FLAIL

(medium heavy type)



The TLR flail is an ideal piece of equipment for work in orchards, in forestry and pastures. It has a front and rear attachment with lateral displacement. This reversibility means being able to maximise its potential that allows a choice of processing according to requirements.

### STANDARD EQUIPMENT


- three-point hitch
- rear rubber protection
- front protection with galvanised strips
- stabiliser foot
- gearbox with through shaft with internal double freewheel
- cardan shaft
- cardan protection boot
- rotor with toothed hammers
- belt transmission
- rear height-adjustable roller with scraper
- internal counterframe
- series of internal counter-elements
- double lateral hydraulic displacement
- special powder or liquid painting (primer and enamel)

Mod.	 (B/H/Z) B Z	 Kg	 (Hp-kw) *	 (g/min.)	 D. Rotor	 D. Roller	 D. Roller	 D. Roller
<b>TLR-100</b>	1160/950/1100	1040	520	25/35-18/26	540/1000	7	140/160	3
<b>TLR-110</b>	1260/950/1100	1140	520	30/35-22/26	540/1000	8	140/160	3
<b>TLR-120</b>	1360/950/1100	1240	560	30/35-22/26	540/1000	8	140/160	3
<b>TLR-130</b>	1460/950/1100	1340	580	30/35-22/26	540/1000	9	140/160	3
<b>TLR-140</b>	1560/950/1100	1440	600	30/35-22/26	540/1000	10	140/160	3
<b>TLR-150</b>	1660/950/1100	1540	620	30/35-22/26	540/1000	10	140/160	3
<b>TLR-160</b>	1760/950/1100	1640	640	30/35-22/26	540/1000	11	140/160	4
<b>TLR-180</b>	1960/950/1100	1840	680	45/50-33/37	540/1000	12	140/160	4
<b>TLR-200</b>	2120/950/1100	2000	700	45/50-33/37	540/1000	13	140/160	4
<b>TLR-220</b>	2360/950/1100	2240	730	50/60-37/44	540/1000	15	140/160	4

\* the horsepower shown are indicative and express the power required by the flail for its operation.

### ACCESSORIES ON REQUEST

1. Pair of side skids
2. Ramponi  
Size 100 to 120  
Size 130 to 160  
Size 180 to 220
3. Front rubber protection on the strips
4. Galvanised and rubber chains to replace the strips  
Size 100 to 120  
Size 130 to 160  
Size 180 to 220
5. Oversized hammer supports  
Size 100 to 120  
Size 130 to 160  
Size 180 to 220



The technical data, illustrations and features are indicative and do not commit the manufacturer (put at the end of the page)



# TLJL

## MOVEABLE FLAIL

(heavy type)



### STANDARD EQUIPMENT

- three-point hitch
- rear rubber protection
- front protection with galvanised strips
- stabiliser foot
- gearbox with internal freewheel
- cardan shaft
- cardan protection boot
- rotor with toothed hammers
- belt transmission
- rear height-adjustable roller with scraper
- internal counterframe
- series of internal counter-elements
- rear hood opening for inspection
- oversized hammer supports
- double acting piston for lateral displacement
- special powder or liquid painting (primer and enamel)
- double lower attachment on the stand

The TLJL flail is a tool used for shredding and pruning in general, ideal for uncultivated areas. It has a three-point hitch and can be applied to crawler and wheeled tractors. The hydraulic displacement (max 45 cm) allows use of the flail in a decentralised position for crop row work.

Mod.								
	(B/H/z)	L	Kg	(Hp-kw) *	(g/min.)		D. Rotor	
TLJL-200	2160/920/970	2000	850	60-44	540/1000	13	180	5
TLJL-220	2400/920/970	2240	900	70-52	540/1000	15	180	5
TLJL-250	2700/920/970	2540	1000	80-59	540/1000	17	180	5
TLJL-280	2960/920/970	2800	1100	100-73	540/1000	19	180	5

\* the horsepower shown are indicative and express the power required by the flail for its operation.

### ACCESSORIES ON REQUEST

1. Pair of side skirts
2. Galvanised and rubber chains to replace the strips
3. Rubber protection on the strips



# TLA-P

## MOVEABLE FLAIL

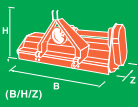







(heavy type)



### STANDARD EQUIPMENT

- three-point hitch
- rear rubber protection
- front protection with galvanised strips
- support feet
- gearbox outside the flail mower with internal freewheel
- single homokinetic cardan
- cardan protection boot
- rotor with toothed hammers
- belt transmission
- rear height-adjustable roller with scraper
- internal counterframe
- series of internal counter-elements
- pair of side skids
- oversized hammer supports
- rear hood opening for inspection
- double acting piston for lateral movement with flow regulator
- double acting piston for inclination with D.E. lock valve with flow regulator
- double lower attachment on the stand
- levelling joint
- special powder or liquid painting (primer and enamel)

The TLA-P flail is an ideal piece of equipment for the shredding of bushes near ditches, embankments, vineyards and orchards. The available boom allows a variety of uses: internally as a common mulcher, laterally for work near the end of the field or ditches and in a vertical position for the pruning of hedges.

Mod.	 (B/H/Z) B	 L	 Kg	 (Hp-kw) *	 (g/min.)		 D. Rotor	
<b>TLA-P 200</b>	2700/960/970	2000	1150	70-52	540	13	180	5
<b>TLA-P 220</b>	2940/960/970	2240	1200	80-59	540	15	180	5
<b>TLA-P 250</b>	3100/960/970	2540	1300	100-73	540	17	180	5

\* the horsepower shown in the table are indicative and express the capacity required by the flail for its operation.

### ACCESSORIES ON REQUEST

1. Galvanised and rubber chains to replace the strips
2. Rubber protection on strips






# TLR-P

## MOVEABLE FLAIL

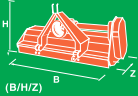







(heavy type)



### STANDARD EQUIPMENT

- three-point hitch
- rear rubber protection
- front protection with galvanised and rubber chains
- support feet
- gearbox with through shaft with internal double freewheel
- cardan shaft
- cardan protection boot
- rotor with toothed hammers
- belt transmission
- rear height-adjustable roller with scraper
- internal counterframe
- series of internal counter-elements
- rear hood opening for inspection
- oversized hammer supports
- double lateral hydraulic displacement
- double lower attachment on the stand
- special powder or liquid painting (primer and enamel)

The TLR-P flail is a piece of equipment that is suitable for work in forestry, in pastures and large fields. It has a front and rear attachment with lateral displacement. This reversibility means being able to maximise its performance and allows a choice of processing according to requirements.

Mod.			 Kg	 (Hp-kw) *	 (g/min.)		 D. Rotor	
<b>TLR-P 200</b>	2160/950/1100	2000	900	60-44	1000	13	180	5
<b>TLR-P 250</b>	2700/950/1100	2540	1100	80-59	1000	17	180	5
<b>TLR-P 280</b>	2960/950/1100	2800	1260	100-73	1000	19	180	5

\* The horsepower shown in the table are indicative and express the power required by the machine for its operation.

### ACCESSORIES ON REQUEST

1. Pair of side skids
2. Oversized roller Ø 250mm



# SHU

## REVERSIBLE FLAIL

(heavy type)



### STANDARD EQUIPMENT

- three-point hitch
- rear rubber protection
- front protection with galvanised and rubber chains
- support feet
- gearbox with through shaft with internal double freewheel
- cardan shaft
- cardan protection boot
- rotor with toothed hammers
- oversized hammer supports
- belt transmission
- rear height-adjustable roller with scraper
- internal counterframe
- series of internal counter-elements
- rear hood opening for inspection
- double lateral hydraulic displacement
- double attachment on the stand
- special powder or liquid painting (primer and enamel)

The SHU flail is an ideal piece of equipment for work in forestry areas and in pastures. It has double attachment, front and rear with lateral movement. This reversibility means being able to maximise its performance and allows a choice of processing according to requirements.

Mod.	(B/H/Z) B	L	Kg	(Hp-kw) *	(g/min.)	Ø	D. Rotor	
<b>SHU-200</b>	2160/1150/980	2000	1020	60-44	1000	13	245	5
<b>SHU-230</b>	2500/1150/980	2340	1190	80-59	1000	16	245	5
<b>SHU-280</b>	2960/1150/980	2800	1310	100-73	1000	19	245	5
<b>SHU-300</b>	3160/1150/980	3000	1500	110-80	1000	20	245	5

\* the horsepower shown are indicative and express the power required by the flail for its operation.

### Accessories on request

1. Pair of side skirts
2. Oversized roller Ø 250mm



# GFM

## FOLDING FLAIL





### STANDARD EQUIPMENT

- three-point attachment II and III cat.
- rear rubber protection
- front protection with galvanised and rubber chains
- support feet
- gearbox without inner freewheel
- cardan shaft with freewheel
- cardan protection boot
- rotor with toothed hammers
- oversized hammer supports
- belt transmission
- rear height-adjustable roller with scraper
- internal counterframe
- series of internal counter-elements
- rear hood opening for inspection
- double-acting pistons for horizontal opening
- special powder or liquid painting (primer and enamel)



The GFM flail is an ideal tool for working on large flat and hilly surfaces, at airports and on cultivated and uncultivated land. It has a double attachment, front and rear. This reversibility means being able to maximise its performance and allows a choice of processing according to requirements.

Mod.			 Kg	 (Hp-kw) *	 (g/min.)		 D. Rotor	
<b>GFM-450</b>	4500	3000	2500	185-136	1000	2x16	245	2x5
<b>GFM-550</b>	5500	3000	2700	185-136	1000	2x20	245	2x5

\* The horse power shown in the table is indicative and represents the power required by the Flail for operation.

### ACCESSORIES ON REQUEST

1. Pair of side skids





# TLE-FS/FM

FORESTRY  
HYDRAULIC  
MULCHING HEAD  
(for excavator)



## STANDARD EQUIPMENT

- sheet metal body with high yield index
- internal reinforcement in anti-wear sheet metal
- attachment saddle (55 kg)\*
- saddle adjustment rail
- hydraulic piston engine with external drainage
- anti-cavitation valve
- belt transmission
- series of internal counter-elements
- forestry rotor with two-way retractable hammers
- front protection with galvanised and rubber chain
- double front and rear chain protection
- pair of skids with anti-wear sheet metal reinforcement
- special powder or liquid painting (primer and enamel)

The TLE-FS/FM mulching heads with retractable or fixed hammer are suitable for the shredding of prunings and branches up to a maximum of 15cm in diameter. The TLE-FS mulching head is applicable to excavators weighing between 6t and 8t. The TLE-FM shredding head is applicable to excavators weighing between 8t and 10t.

Mod.											
light											
<b>TLE-FS 70</b>	984x550x920	714	420	2300	60/70	220/250	12	370	23	350	3
<b>TLE-FS 90</b>	1147x550x920	877	520	2300	70/80	220/250	15	370	29	350	3
medium											
<b>TLE-FM 100</b>	1314x550x920	1043	630	2300	80/90	220/250	18	370	33	370	3
<b>TLE-FM 110</b>	1477x550x920	1206	690	2300	90/100	220/250	21	370	39	370	4

\* The data refer to the weight of the mulching head without saddle and the litres shown are indicative and express the flow rates required by the shredding head for its operation.

## ACCESSORIES ON REQUEST

1. Saddle fixing pins
2. Rotor with fixed hammers (ax and sharp)
3. Flow regulator valve with solenoid valve
4. There is an additional cost for customising of the saddle



# TLE-FL

FORESTRY  
HYDRAULIC  
MULCHING HEAD  
(for excavator)



## STANDARD EQUIPMENT

- sheet metal body with high yield index
- inner counterframe with wear-resistant plate
- attachment saddle (55 kg)\*
- saddle adjustment rail
- hydraulic piston engine with external drainage
- anti-cavitation valve
- belt transmission
- series of internal counter-elements
- forestry rotor with one-way retractable hammers
- front and rear protection with galvanised chain
- pair of skids with wear-resistant sheet metal reinforcement
- support feet
- special powder or liquid painting (primer and enamel)

The hydraulic forest TLE-FL shredding head with unidirectional swinging hammers is perfect for crushing grass, canes and shrubs generally up to 15 cm of diameter, located near ditches, banks, uncultivated and wooded areas and all sorts of very steep lands. It can be applied to excavators weighing from 12 to 18 tons.

Mod.										
	B	L	Kg	(g/min.)	L/1 *	Press. BAR	Ø	Ø	Ø	Ø
<b>TLE-FL 120</b>	1450	1110	740	2300	120/140	270	18	27	340	5
<b>TLE-FL 130</b>	1630	1290	770	2300	120/140	270	21	30	340	5

\* The data refer to the weight of the mulching head without saddle and the litres shown are indicative and express the flow rates required by the shredding head for its operation.

## ACCESSORIES ON REQUEST

1. Saddle fixing pins
2. Rotor with fixed hammers with wide tooth  
TLE-FL 120  
TLE-FL 130
3. Flow regulating valve with solenoid valve
4. There is an additional cost for customising of the saddle



# TLE-FP

## FORESTRY HYDRAULIC MULCHING HEAD

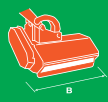








(for excavator)



### STANDARD EQUIPMENT

- sheet metal body with high yield index
- inner counterframe with wear-resistant plate
- attachment saddle (70 kg)\*
- saddle adjustment rail
- hydraulic piston engine with external drainage
- anti-cavitation valve
- belt transmission
- series of internal counter-elements
- forestry rotor with two-way retractable hammers
- front and rear protection with galvanised chains
- pair of skids with wear-resistant sheet metal reinforcement
- support foot
- special powder or liquid painting (primer and enamel)

The TLE-FP forestry mulching head is ideal for the shredding of grass, reeds and bushes up to a maximum of 15/25cm in diameter near ditches, embankments and steeply sloping terrains, for uncultivated areas and woodlands. The TLE-FP mulching head is applicable to excavators with a weight of 20T.

Mod.			 *	 (g/min.)	 L/l' *	 Press. BAR	 D. Rotor		
<b>TLE-FP 110</b>	1510	1170	1000	2300	170/180	300	24	430	4
<b>TLE-FP 150</b>	1890	1550	1250	2300	170/180	300	30	430	4

\* The data shown in the table are indicative, refer to the weight of the mulching head without saddle and the litres are those required by the shredding head for its operation.

### ACCESSORIES ON REQUEST

1. Saddle fixing pins
2. There is an additional cost for customising of the saddle





# TLT-FL

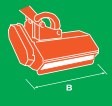








## FORESTRY MULCHER



### STANDARD EQUIPMENT

- sheet metal body with high yield index
- inner counterframe with wear-resistant plate
- three-point hitch
- gearbox with internal freewheel
- cardan shaft cardan protection boot
- belt transmission
- skids with wear-resistant plate reinforcement
- series of internal counter-elements
- openable hood with double-acting pistons
- forestry rotor with one-way retractable hammers
- front and rear protection with galvanised chain
- pair of skids with wear-resistant sheet metal reinforcement
- support feet
- special powder or liquid painting (primer and enamel)

The TLT-FL forestry mulcher is ideal for forestry in the mulching of bushes and undergrowth, light thinning. In agriculture, the mulcher is suitable for the tasks of clearing orchards, tidying the landscape, for intensive work with rear mounting and reversible guide.

Mod.			 Kg	 (Hp-kw) *	 (g/min.)			 D. Rotor	
<b>TLT-FL 130</b>	1660	1290	950	80-59	540/1000	21	30	340	5
<b>TLT-FL 150</b>	1850	1480	1020	90-66	540/1000	24	36	340	5
<b>TLT-FL 170</b>	2030	1660	1080	100-74	540/1000	27	39	340	5

\* the horsepower shown are indicative and express the power required by the flail for its operation.

### ACCESSORIES ON REQUEST

- 1. Manual lowering stand**  
TLT-FL 130  
TLT-FL 150  
TLT-FL 170
- 2. Hydraulic lowering stand**  
TLT-FL 130  
TLT-FL 150  
TLT-FL 170
- 3. Surcharge rotor with fixed hammers**  
TLT-FL 130  
TLT-FL 150  
TLT-FL 170



# UFK-I

## HYDRAULIC FORESTRY FLAIL

(for skid steer)



### STANDARD EQUIPMENT

- skid steer attachment
- sheet metal body with high yield index
- internal counterframe with anti-wear sheet metal
- series of internal counter-elements
- hydraulic piston engine with external drainage
- anti-cavitation valve
- belt transmission
- forestry rotor with two-way retractable hammers
- front and rear protection with galvanised chains
- pair of skids with wear-resistant sheet metal reinforcement
- support feet
- special powder or liquid painting (primer and enamel)

The UFK-I flail is an ideal piece of equipment in forestry for tasks involving the removal of minor paths in woods, of fire paths and for the shredding of forest residues and timber. In agriculture it is designed for the clearing of orchards and the shredding of branches.

Mod.									
	B	L	Kg	(g/min.)	L/h* *	Press. BAR	D. Rotor	D. Rotor	D. Rotor
<b>UFK-I 1550</b>	1550	1890	1300	2000	150-180	270/300	30	430	4
<b>UFK-I 2150</b>	2150	2490	1500	2000	150/180	270/300	42	430	4

\* The litres shown in the table are indicative and are those required by the flail for its operation

### ACCESSORIES ON REQUEST

1. Manual lowering stand  
UFK-I 1550  
UFK-I 2150



# UFK

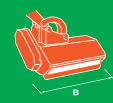







## FORESTRY FLAIL



### STANDARD EQUIPMENT

- three-point hitch cat. II and III
- sheet metal body with high yield index
- internal counterframe with anti-wear sheet metal
- series of internal counter-elements
- front and rear protection with galvanised chains
- support feet
- gearbox without internal freewheel
- cardan shaft with freewheel
- cardan protection boot
- rotor with two-way retractable hammers
- belt transmission
- pair of skids with wear-resistant sheet metal reinforcement
- special powder or liquid painting (primer and enamel)

The UFK flail is an ideal piece of equipment in forestry for the mulching of brushwood and undergrowth, light thinning. In agriculture it is designed for the clearing of orchards and the tidying of transit routes, use with rear assembly and reversible guide.

Mod.				 (Hp-kw) *	 (g/min.)		 D. Rotor	
<b>UFK- 1550</b>	1550	1310	1310	70-50	540/1000	30	430	4
<b>UFK- 2150</b>	2150	2450	1550	110-80	540/1000	42	430	4

\* the horsepower shown are indicative and express the power required by the flail for its operation.

### ACCESSORIES ON REQUEST

1. Manual lowering stand  
UFK-1550  
UFK- 2150
2. Rear hood with hydraulic opening  
UFK-1550  
UFK- 2150





# UFM









## FORESTRY FLAIL



### STANDARD EQUIPMENT

- three-point hitch cat. II and III
- sheet metal body with high yield index
- internal subframe with wear-resistant plate
- series of internal counter-elements
- front and rear protection with galvanised chains
- support foot
- gearbox without internal freewheel
- cardan shaft with freewheel
- cardan protection boot
- rotor with two-way retractable hammers
- belt transmission
- pair of skids with wear-resistant sheet metal reinforcement
- rear hood with hydraulic opening
- third hydraulic point
- special powder or liquid painting (primer and enamel)


The UFM flail is an ideal piece of equipment in forestry for tasks involving the removal of minor paths in woods, of fire paths, for the shredding of forest residues and timber. in agriculture for the work of clearing orchards, the shredding of branches, using rear and front mounting.

Mod.				 (Hp-kw) *	 (g/min.)		 D. Rotor	
<b>UFM-180</b>	1890	2230	1750	136-100	1000	36	470	4
<b>UFM-225</b>	2290	2630	1980	160-118	1000	45	470	4

\* the horsepower shown in the table are indicative and express the power required by the flail for its operation.

### ACCESSORIES ON REQUEST

1. Manual lowering stand  
UFM-180  
UFM- 225



# TSL STONE CRUSHER



## STANDARD EQUIPMENT

- three-point hitch
- rear rubber protection
- front protection with galvanised and rubber chains
- gearbox without internal freewheel
- cardan shaft with freewheel
- cardan protection boot
- rotor with retractable hammers
- belt transmission
- height-adjustable rear roller
- internal subframe with wear-resistant plate
- special powder or liquid painting (primer and enamel)

The TSL stone crusher is ideal for the crushing of any type of stone up to 30cm. It is suitable in agriculture, road construction, on sports fields, ski slopes etc. It can work both on the surface and at depth.

Mod.				 (Hp-kw) *	 (g/min.)		 D. Rotor	
<b>TSL-100</b>	1400/660/1290	1000	1470	60/80-44/59	1000	18	515	3+3
<b>TSL-120</b>	1600/660/1290	1200	1700	80/100-59/73	1000	24	515	3+3
<b>TSL-160</b>	2000/660/1290	1600	2300	120/140-88/103	1000	16	515	4+4
<b>TSL-200</b>	2400/660/1290	2000	2900	140/160-103/118	1000	20	570	4+4

\* the horsepower shown in the table are indicative and express the power required by the flail for its operation.

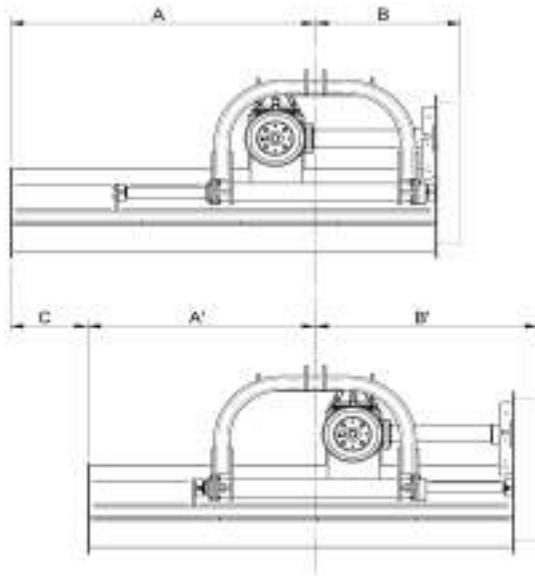
## ACCESSORIES ON REQUEST

1. Reinforced hammer with special material inserts



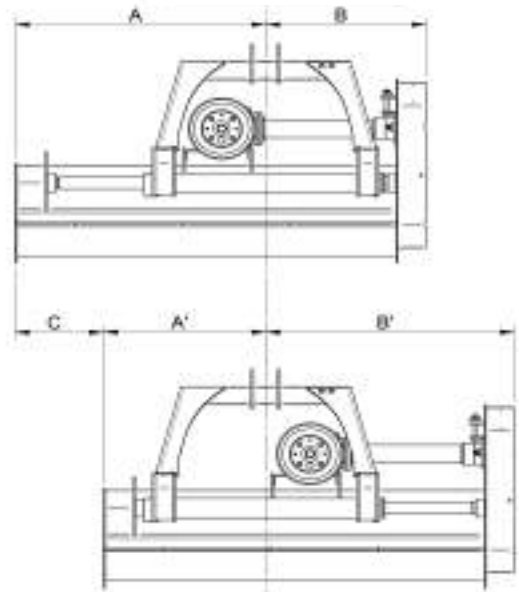
# MOVING MACHINES

## TLBS



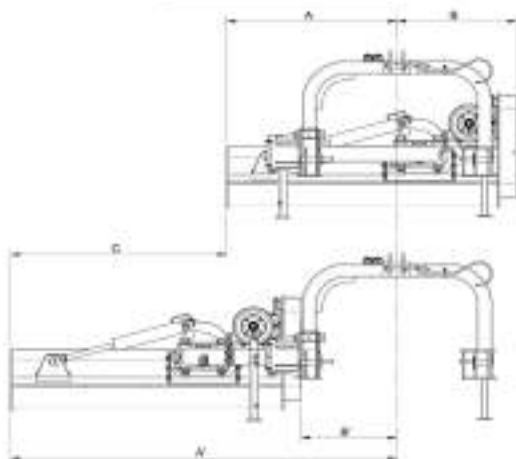
MOD. TLBS	A	B	C	A'	B'
120	781	564	300	481	864
130	881	564	300	581	864
140	981	564	300	681	864
150	1081	564	300	781	864
160	1181	564	300	881	864

## TLBR



MOD. TLBR	A	B	C	A'	B'
120	786	566	300	486	866
130	886	566	300	586	866
140	986	566	300	686	866
150	1086	566	300	786	866
160	1186	566	300	886	866

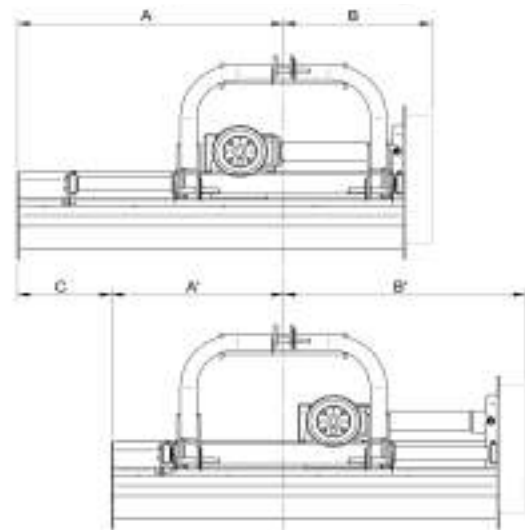
## TLBA



MOD. TLBA	A	B	C	A'	B'
140	871	643	1230	2302	548
150	871	643	1230	2302	548
160	1071	643	1230	2302	548



## TLGS

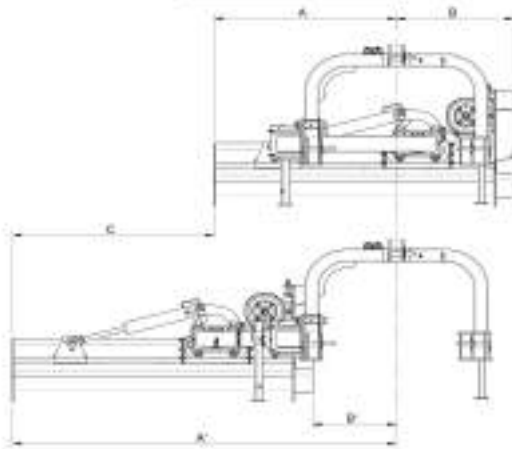


MOD. TLGS	A	B	C	A'	B'
130	834	632	300	534	932
140	934	632	400	534	1032
150	1034	632	400	634	1032
160	1134	632	400	734	1032
180	1334	632	400	934	1032
200	1484	632	400	1084	1032




# MOVING MACHINES

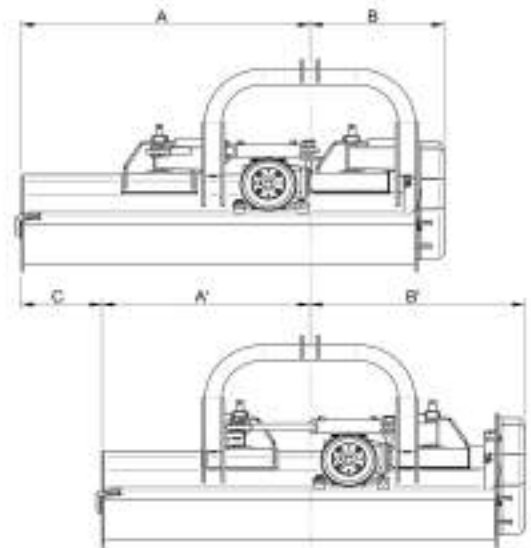
## TLGA



MOD. TLGA	A	B	C	A'	B'
140	872	694	1185	2057	491
150	972	694	1185	2157	491
160	1072	694	1185	2257	491
180	1272	694	1185	2457	491

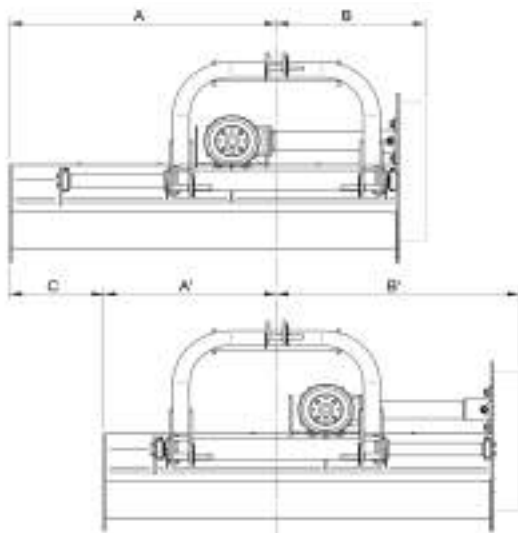


## TLS



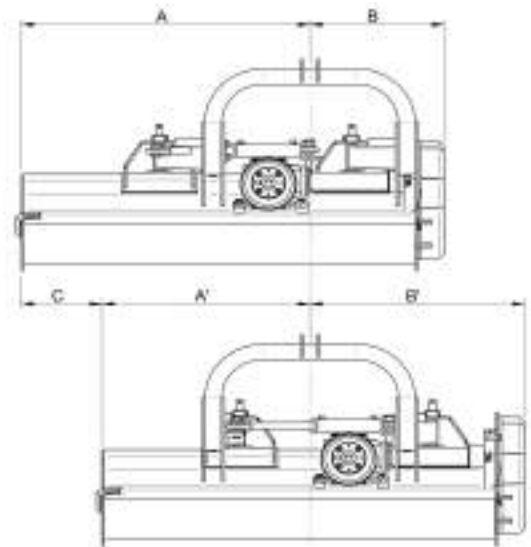
MOD. TLS	A	B	C	A'	B'
140	1030	560	335	695	895
150	1130	560	335	795	895
160	1230	560	335	895	895
180	1430	560	335	1095	895
200	1580	560	335	1245	895
220	1830	560	335	1495	895

## TLSP



MOD. TLSP	A	B	C	A'	B'
130	853	632	300	553	932
140	953	632	400	553	1032
150	1053	632	400	653	1032
180	1153	632	400	753	1032
180	1353	632	400	953	1032
200	1503	632	400	1103	1032
220	1753	632	400	1353	1032

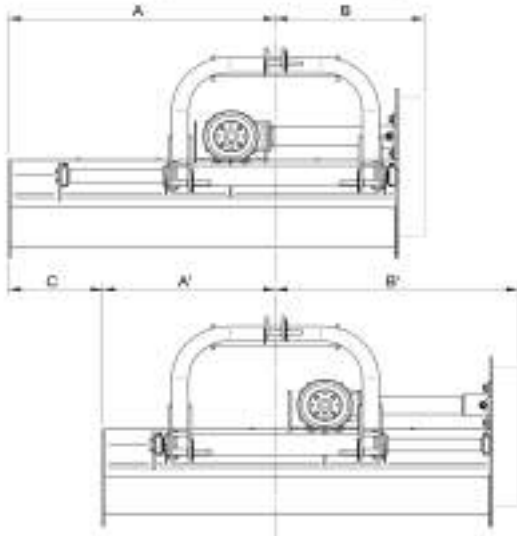
## TLC-S



MOD. TLC-S	A	B	C	A'	B'
140	1030	560	335	695	895
150	1130	560	335	795	895
160	1230	560	335	895	895
180	1430	560	335	1095	895
200	1580	560	335	1245	895
220	1830	560	335	1495	895

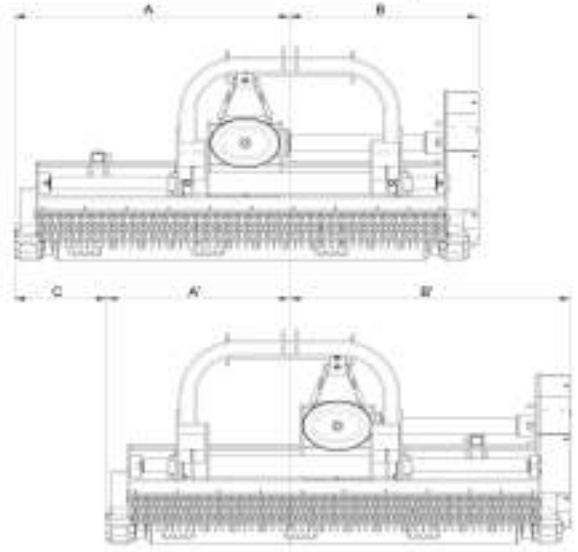
# MOVING MACHINES

## TLC-SP



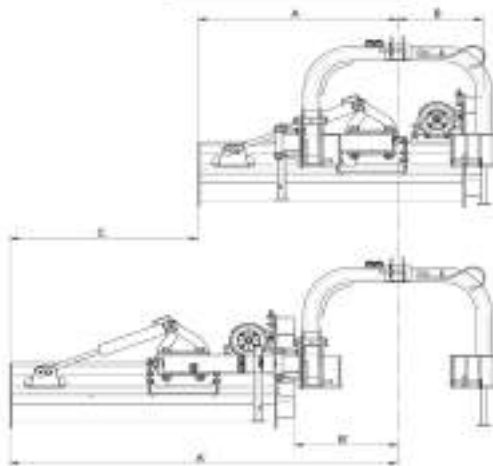
MOD. TLC-SP	A	B	C	A'	B'
130	838	632	300	534	932
140	954	632	400	534	1032
150	1034	632	400	634	1032
180	1134	632	400	734	1032
180	1334	632	400	934	1032
200	1484	632	400	1084	1032
220	1734	632	400	1334	1032

## TLT-FM




MOD. TLT-FM-S	A	B	C	A'	B'
160	954	921	400	594	1321
180	1194	921	400	794	1321
200	1344	921	450	894	1371
220	1594	921	450	1144	1371

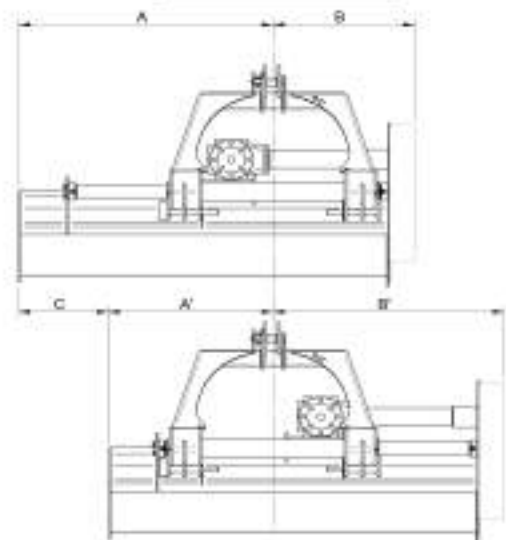
## TLA



MOD. TLA	A	B	C	A'	B'
160	1238	528	1168	2407	641
180	1438	528	1168	2607	641
200	1588	528	1168	2757	641



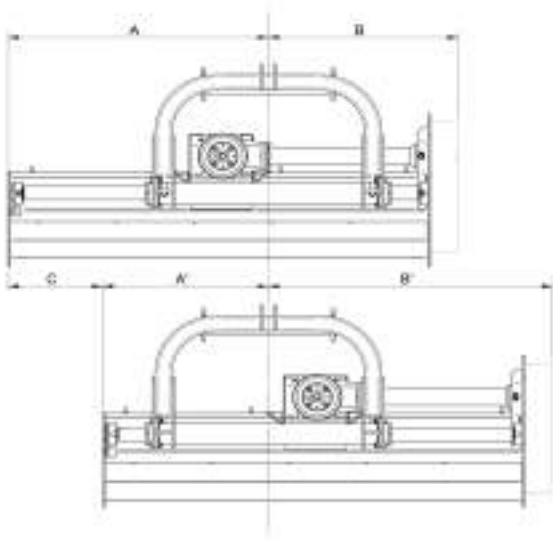
## TLR



MOD. TLR	A	B	C	A'	B'
120	786	557	300	486	857
130	836	607	300	536	907
140	836	632	400	536	1032
150	1036	632	400	636	1032
160	1126	632	400	726	1032
180	1326	632	400	926	1032
200	1496	632	400	1086	1032
220	1796	632	400	1386	1032

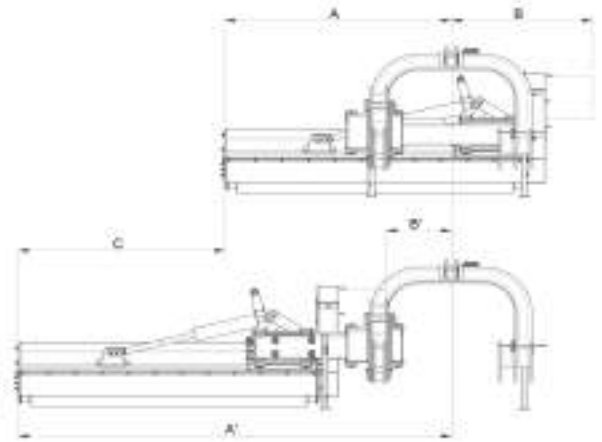
# MOVING MACHINES

## TLJL




MOD. TLJL	A	B	C	A'	B'
200	1240	904	450	790	1354
220	1490	904	450	1040	1354
230	1790	904	450	1340	1354
280	2090	904	450	1640	1354

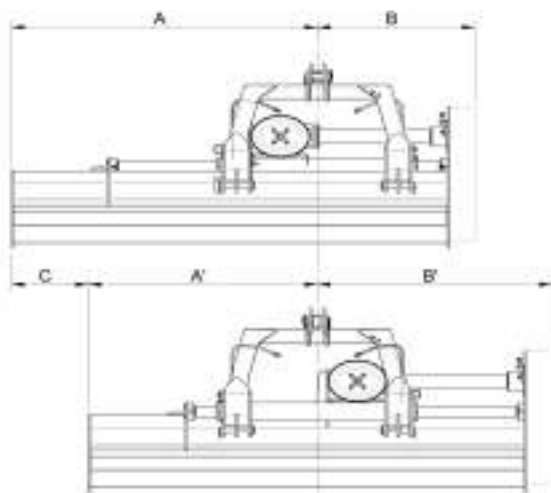
## TLA-P



MOD. TLA-P	A	B	C	A'	B'
200	1453	1062	1550	3003	468
220	1703	1062	1550	3253	468
250	2003	1062	1550	3553	468

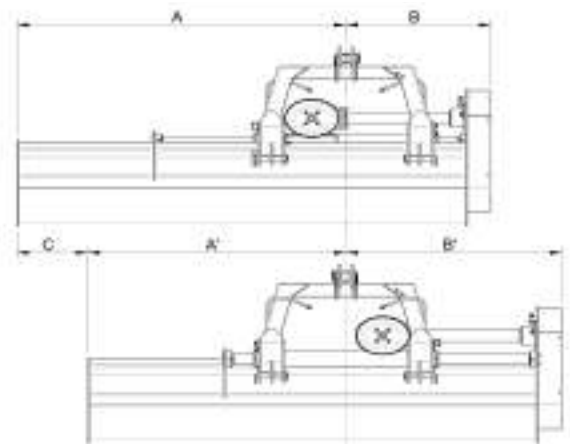


## TLR-P



MOD. TLR-P	A	B	C	A'	B'
200	1240	920	450	790	1370
230	1790	920	450	1340	1370
280	2090	920	450	1640	1370

## SHU



MOD. SHU	A	B	C	A'	B'
200	1240	920	450	790	1370
240	1590	920	450	1140	1370
280	2090	920	450	1640	1370
300	2240	920	450	1790	1370



# NOTES

A series of horizontal dotted lines for writing notes.

# NOTES

A series of horizontal dotted lines for writing notes.





## WARRANTY TERMS AND CONDITIONS

This warranty will become available to you when you have paid for the equipment and it will start from the delivery. After that date Li.Pa. company will not have any further responsibility under this warranty to you except in respect of claims already notified. This warranty is not transferable and is available only to the original purchaser. To maintain the benefit of the warranty throughout the twelve-month period you must have the machine serviced in accordance with our recommendations and use the machine properly. If on inspection the machine appears to have been either misused, overloaded, improperly operated, not properly maintained, altered or repaired without our permission this will invalidate the warranty. The claims can be made within 8 days from the reception of the goods, by registered letter or email and the machinery must not be used after the discovery of a defect.

12 Months warranty consists in the free supply of the parts that will be recognized as defective, to unquestionable judgment of the technicians of the company. Excluded from the warranty is the labour to replace parts, expenses of transport, possible custom duties, tax and cost of the material consumption. In this warranty, the expression, 'defective product' means any of the equipment you have purchased which shows evidence of a defect in the materials, design (due regard being given to the state of the art at the time we designed it) or Li.Pa. workmanship.

Wearing parts such as belts, bearings, gaskets, cardan shaft, gearbox, because they follow the norms of the manufacturing company, are excluded. This warranty will only refer to parts produced by Li.Pa. Ltd Any defective products replaced must be returned to Li.Pa. company for inspection.

This warranty has no value if you don't comply with the instructions of the operating manuals provided with the equipment. In particular, please pay attention to the rules and prohibitions mentioned.

For any disputes the solely competent court is Pescara.

The prices of this price list don't include the VAT, and are subject to modifications without prior notice. Sales are done under reserve of the ownership for the seller until to the integral payment of the agreed price.

Therefore the missed payment of one installment of the agreed price, involves the automatic resolution of the contract, with faculty for the retailer to ask the restitution of the good. All the installments paid by the buyer will be considered title of indemnity.





**LIPA s.r.l.**  
65010 Spoltore (PE) - Italy  
Via Castellani  
(ang. Via Mare Adriatico)

**Tel. +39 085 4971431**  
**Fax +39 085 4973170**

**[www.lipa-srl.it](http://www.lipa-srl.it)**  
**[info@lipa-srl.it](mailto:info@lipa-srl.it)**